

FloPro[®]

Xci

Monitor wastewater,
stormwater and industrial flows
in full pipes, partially full pipes
and open channels



Open channel flow measurement MACE Area | Velocity Sensor

- ✓ Doppler ultrasonic area/velocity sensor with MASP technology
- ✓ Easy to install in existing pipe work with a MACE ZX SnapStrap
- ✓ Operates in regular and irregular cross-sections
- ✓ Reliable under difficult hydraulic conditions
- ✓ Replaceable ceramic diaphragm depth sensor



FloPro XCi

The FloPro XCi can be used to monitor just about any water quantity and quality sensor together with vital mining, municipal and industrial equipment and assets. Whether you need to measure flow as well as conductivity, pH and rainfall or utilize a downward looking ultrasonic depth sensor to measure pond levels the FloPro is fully expandable to your needs. Furthermore, FloPro is easily interfaced to SCADA/telemetry systems.

FloPro XCi is easy to install, easy to use and virtually maintenance free. Utilizing state of the art MACE Doppler ultrasonic velocity sensors, FloPro has no moving parts and provides minimal obstruction to the flow. MACE Doppler ultrasonic velocity sensors produce superior results under a wide range of hydraulic operating conditions such as those encountered in wastewater and stormwater flows. Even when the pipe slope is unknown, in surcharge, or flowing in reverse, the FloPro produces accurate repeatable data every time.



True average velocity measurement

MACE velocity sensors use continuous wave Doppler ultrasound to measure the speed of dirt, bubbles and other particles in the stream flow. MACE Doppler ultrasonic sensors "see" particles in water just like turning on a flashlight in fog.

In a full pipe, electromagnetic or mechanical insertion devices "see" a golf ball sized velocity profile and then use complex algorithms to calculate velocity. By contrast, MACE Doppler ultrasonic velocity sensors utilizing MACE Advanced Signal Processing (MASP) technology "see" across the entire stream profile to give a true average velocity.

Ready-to-Go straight out of the box


The MACE FloPro XCi includes a data logger, LCD display, solar regulator, battery, multiple cards (application dependent) all in one ruggedized weatherproof enclosure. No more hunting around for bits and pieces. In most cases you can be up and monitoring in just a couple of hours.

Easily connect In-Situ sensors

- Plug 'n' play In-Situ sensors with an SDI-12 card
 - Aqua TROLL 600 multiparameter sonde
 - Aqua TROLL (depth/EC/temp.) sensors
 - Level TROLL (depth/temp.) sensors
- Support up to 10 sensors per SDI-12 card
- Powerful SDI-12 setup utility

Remote configuration, diagnostics and data retrieval with WebComm Card

- The MACE 4G WebComm Card enables the FloPro XCi device to automatically upload internally logged data to HydroVu Data Services or other FTP servers.
- Powered by and housed in the XCi device, the integrated WebComm Card enables real-time data communication over GSM cellular networks.
- Access data through the free WebComm Server for simple data viewing and remote configuration. Or use the HydroVu platform for advanced visualization and APIs for data export to any platform.
- SMS/email alert subscription service available.



MACE Doppler Ultrasonic Sensors "see" particles in water just like turning on a flashlight in fog.

An integral hydrostatic ceramic depth sensor measures the "weight" of the water above it.

Multiple cards for multiple sensor applications

The FloPro XCi (multiple card interface) allows the user to efficiently monitor a vast array of water quantity and quality sensors plus vital mining, municipal and industrial equipment and assets. It's a smart packaged monitoring solution that provides remote data access with alerts and alarms. It's also telemetry-ready for effective low cost control and rapid response. Users can install any combination of the MACE cards shown, in the five available card slots.

Choose the right card/s for your application to tailor the FloPro to your exact monitoring requirements now and in the future.



Doppler Card

This card supports one MACE Doppler ultrasonic sensor.

I/O Card

This card supports seven sensor inputs and four control outputs including 4-20mA, voltage and digital. The card also supplies 12V to power your add-on sensors.

Pulse I/O Card

This card powers (+5VDC or +12VDC) a single pulsing flow sensor and provides a pulse output. This allows FloPro XCi the ability to sense pulses from non-MACE flow sensors.

SDI-12 Master Card

This card provides FloPro XCi with the ability to control/log In-Situ and 3rd party SDI-12 compliant sensors.

SCADA FloSI Card

This card provides an SDI-12 or ModBus output to interface FloPro XCi to SCADA systems.

Remote Access WebComm Card

Provides FloPro XCi the ability to remotely configure the device and run diagnostics as well as upload internal logged data to a web-based data server via GSM/4G cell networks.

Lockable, ruggedized, weatherproof enclosure

Doppler Ultrasonic Insert Velocity Sensor

For use in full pipes or partially full pipes (when used in conjunction with an EchoFlo depth sensor).

Doppler Ultrasonic Velocity Sensor

ZX SnapStrap mounted, velocity sensor for use in full pipes or open channels (when used in conjunction with a depth sensor).

Doppler Ultrasonic Area/Velocity Sensor




ZX SnapStrap mounted, combined velocity and depth sensor for use in partially full pipes or open channels.

Add-on Sensors

FloPro XCi can be configured to monitor a diverse range of water quantity and quality sensors and devices. For example:

- In-Situ Aqua TROLL 600 multiparameter sonde
- In-Situ Level TROLL (depth/temp.) sensors
- Water sampler
- Pond/dam/tank level measurement
- Pumps/engines (RPM, pressure, temperature)

Solutions using FloPro XCi



FloPro XCi Specifications



GENERAL

Weight	Approx. 5 kg (11 lbs)
Dimensions	365 mm (H) x 260 mm (W) x 170 mm (D) 14.4 in. (H) x 10.2 in. (W) x 6.7 in. (D)
Enclosure rating	IP66
Enclosure material	UV stabilized polycarbonate
Operating temperature (with internal battery installed)	-15 to +50° C (5 to 122° F)
Operating temperature (with internal battery removed and external power used)	-20 to +65° C (-4 to 150° F)
Backlit display	16 character x 2 line alphanumeric LCD
Program memory	2 Mb flash (sufficient for 600,000 discrete readings)
Power	Internal 12Volt 7.2Ah battery with external solar panel or mains charger
Units of measure	User definable (metric/US)
Application software	FloCom+ PC software for system configuration, data downloading and velocity profile testing. Minimum system requirements - Windows® XP
Factory backup	24 months - parts and labour guarantee

DEPTH MEASUREMENT

Method	Ceramic pressure transducer with large flat sensing diaphragm which allows straight, undeflected flow over the sensing area to reduce drawdown effects at high stream velocities and provides for self cleaning with an impervious Alumina ceramic surface.
Full scale range	4 m (13 ft.) above the transducer face
Accuracy	0.2% of full scale at constant temperature in a static stream. 1% of full scale over a stream 5 to 55° C (41 to 130° F)
Resolution	1 mm (0.04 in.)
Overrange	60 m (200 ft.) without damage
Min. operating depth	20 mm (0.79 in.)

VELOCITY MEASUREMENT

Method	Submerged Ultrasonic Doppler
Range	±0.025 to ±8.0 m/s (±0.08 to ±26 ft/s)
Resolution	1 mm at 1.0 m/s (0.04 in. at 3.3 ft/s)
Accuracy	±1% up to 3.0 m/s (±1% up to 10 ft/s)
Urethane sensor cable	9 mm (D) up to 50 m (L) (0.35 in. (D) up to 164 ft. (L))
Min. operating depth	40 mm (1.57 in.)
Max. operating temperature	60° C (140° F)

DOPPLER INSERT VELOCITY SENSOR

For use in full pipes or partially full pipes (when used in conjunction with an EchoFlo depth sensor)

Pipe size	0.1 to 2.54 m (4 in. to 100 in.) diameter
Process fitting	2" BSP or 2" NPT
Max. process fitting pressure ¹	1034 kPa (150psi)
Max. operating pressure ²	253kPa (37psi)
Shaft dimensions	330 mm (L) x 20 mm (D) 13 in. (L) x 0.8 in. (D)
Head dimensions	45 mm (D) x 25 mm (H) 1.8 in. (D) x 1 in. (H)
Wetted materials	Nickel plated brass and epoxy
Pipe intrusion area	11.25 cm ² (1.74 in ²)

¹ The pipe **must be de-pressurized** prior to insertion or removal

² The stream flow may be suitable for Doppler ultrasonic flow measurement in pressures >253kPa (37psi) if it contains **at least** 100 parts per million of suspended solids that are >75 microns in size.



DOPPLER AREA/VELOCITY SENSOR

ZX SnapStrap mounted, combined velocity and depth sensor for use in partially full pipes or open channels

Pipe size	0.15 to 2.54 m (6 in. to 100 in.) diameter
Max. channel width *	3 m (10 ft.)
Dimensions	125 mm (L) x 50 mm (W) x 20 mm (H) 5 in. (L) x 2 in. (W) x 0.79 in. (H)
Wetted materials	PVC, Alumina ceramic and epoxy
Pipe intrusion area	8.6 cm ² (1.33 in ²)

DOPPLER VELOCITY SENSOR

ZX SnapStrap mounted, velocity sensor for use in full pipes or open channels (when used in conjunction with a depth sensor)

Pipe size	0.15 to 2.54 m (6 in. to 100 in.) diameter
Max. channel width *	3 m (10 ft.)
Dimensions	125 mm (L) x 50 mm (W) x 17 mm (H) 5 in. (L) x 2 in. (W) x 0.67 in. (H)
Wetted materials	PVC and epoxy
Pipe intrusion area	8 cm ² (1.24 in ²)

* MACE Doppler ultrasonic sensors **will** operate in wider channels, but a reliable stream gauging **must** be performed for best system accuracy.

Note to end users: These specifications are subject to change at any time without notice. MACE takes no responsibility for the use of these figures. Please consult MACE for the latest specifications before using them in contract submittals or third party quotes etc. MACE reserves the right to change specifications without prior warning. All quoted figures are based on test conditions and are subject to variation due to site conditions.

DISTRIBUTOR:

www.macemeters.com

MACE - Australia
Unit 19 / 276 New Line Road
Dural, Sydney, NSW 2158, Australia
Phone: +61 2 9658 1234
Email: sales@macemeters.com

MACE - United States of America
In-Situ Inc. 221 East Lincoln Avenue
Fort Collins, CO 80524, USA
Phone: 1-800-446-7488
+1-970-498-1500
Email: sales@in-situ.com



An **In-Situ** Company